

## **SUMMARY**

**Test Condition: 15V 60Hz for SL09**

Criteria	Result
Total Lumen Output (lm)	17.3852
Total Power(W)	1.0111
Lamp Luminaire Efficacy ( lm/W)	17.19
Power Factor	0.6331
Field Angle ( ° )	151.2
Correlated Color Temperature (CCT)	3023
Color Rendering Index (CRI)	97
Color Rendering Index (R <sub>9</sub> )	97
Fidelity Index (R <sub>f</sub> )	97
Gamut Index (R <sub>g</sub> )	101
Chromaticity Coordinate (x)	0.4367
Chromaticity Coordinate (y)	0.4063
Chromaticity Coordinate (u')	0.2494
Chromaticity Coordinate (v')	0.5222
In-situ Case Temperature of LED/COB (°C)	31.6
Drive Current of LED/COB (mA)	240
Projection Life Time, Reported L70 (hours)	>60000

\*\*\*\*\* End of Page \*\*\*\*\*

## **EQUIPMENT LIST**

Equipment Used	Model Number	Control Number
Fluke Temperature Meter	52	EC2357
Everfine- DC Power Supply	WY12010	EC4753-7
Everfine- AC power source for Integrating Sphere System	VPS1010 PWM	EC4760-12
Everfine - AC power source for Goniophotometer System	VPS1060 PWM	EC4753-8
Two meter integrating sphere unit	Everfine – 2M	EC4760
Everfine - Digital Power Meter	PF2010A	EC4760-10
YOKOGAWA - Digital Power Meter	WT210	EC4553
Everfine – Goniophotometer	Go-R5000	EC4753
Draught-proof enclosure	N/A	EC2201
Agilent - Data Acquisition Unit	34970A	EC2043
QINGZHI - Power Meter	8770A	EC2652
YOKOGAWA - Digital Power Meter	WT-210	EC4553

\*\*\*\*\* End of Page \*\*\*\*\*

## TEST METHOD

### Seasoning in Sample Orientation – LED Products

No seasoning was performed in accordance with IESNA LM-79

### Light Distribution and Output Measurements

Light Distribution and total light output (luminous flux) were measured using a Go-R5000 Type-C Rotating Mirror Goniophotometer. Temperature 25°C and relative humidity of 60% was measured at a position in the testing laboratory.

The lamp rotates only around the fixed vertical axle in the prescribed burning position. The lamp and mirror permit the measurement of luminous intensity at the direction of any horizontal or vertical angle without tilting the lamp. The lamp was allowed to stabilize before measurements were made.

### Chromaticity Measurements

Chromaticity was measured using a 2 meters integrating sphere spectral lamp measurement system. Temperature was measured at a position inside the sphere shielded from direct light. Relative humidity of 65% was measured at a position in the testing laboratory.

Spectral radiant flux measurements were made using spectroradiometer attached to the detector port of the integrating sphere. Each lamp was allowed to stabilize before measurements were made. The calibration of the integrating sphere spectroradiometer system is by the reference/standard lamps which are traceable to National Institute of Metrology P.R. CHINA. Lamp efficacy (lumens per watt) for each lamp model was then computed based on the luminous flux result. Electrical measurements including voltage, power and power factor were measured using YOKOGAWA - Digital Power Meter., model WT210.

Standard lamp used:  
Model: Labsphere SCL-1400  
Current: 2.679A

### Temperature Measurement Test

The sample was operated at 25±5°C until constant temperatures were obtained. A temperature was considered constant if sample was operating for at least three hours and upon three successive readings-taken at 15 minutes intervals- were within one degree and were not rising.

Thermocouples were attached at locations described in the results by means of epoxy.

### Driver current Measurement Test

During the temperature measurement test, measure the forward current for each LED package/array/module.

\*\*\*\*\* End of Page \*\*\*\*\*

## RESULTS OF TESTS

### Test Condition: 15V 60Hz for SL09

Total operation burning time: 70 min

Stabilization time: 60 min

### Photometric Measurements at 25°C

Intertek Sample No.	Base Orientation	Correlated Color Temperature (K)	CRI	CIE 31' Chromaticity Coordinate (x)	CIE 31' Chromaticity Coordinate (y)	CIE 76' Chromaticity Coordinate (u')	CIE 76' Chromaticity Coordinate (v')
SL09							
A250401-10-001	N/A	3023	97	0.4367	0.4063	0.2494	0.5222

### Photometric and Electrical Measurements at 25°C

Intertek Sample No.	Base Orientation	Input Voltage (Vac)	Input Current (A)	Lamp Input Power (Watts)	Input Power Factor	Absolute Luminous Flux (Lumens)	Lumen Efficacy (Lumens Per Watt)
SL09							
A250401-10-001	N/A	15.0	0.1063	1.0111	0.6331	17.3852	17.19

### Zonal Lumen Summary and Percentages at 25°C

Zone	Lumens (lm)	% Luminaire (%)
SL09		
0-30	4.695	27.01
0-40	7.711	44.35
0-60	13.721	78.92
0-90	17.375	99.94
0-180	17.385	100.0

### Beam Angle

	Horizontal Spread (°)	Vertical Spread (°)
SL09		
Beam (50%)	112.5	110.6
Beam Angle	111.5	

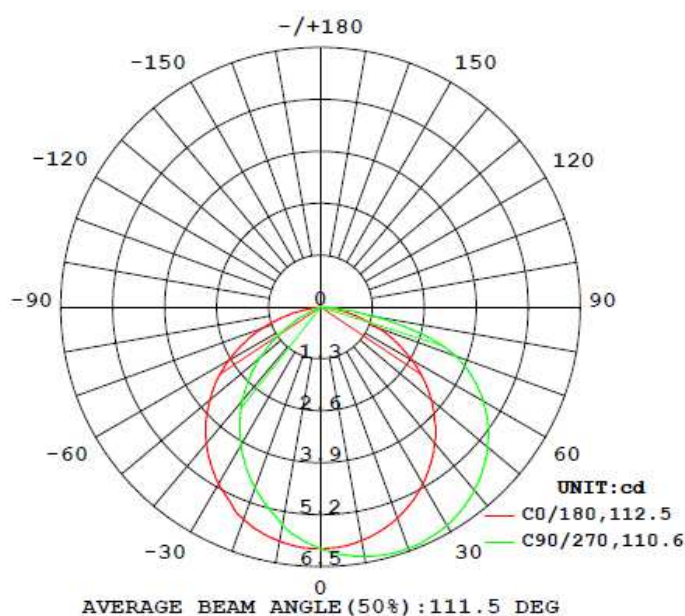
\*\*\*\*\* End of Page \*\*\*\*\*

## RESULTS OF TESTS (cont'd)

### Intensity (Candlepower) Summary at 25°C – Candelas

Test Condition: 15V 60Hz for SL09

G \ C(°)	0	22.5	45	67.5	90
0	6.050	6.050	6.050	6.050	6.050
5	6.019	6.091	6.155	6.198	6.218
10	5.935	6.081	6.210	6.301	6.340
15	5.801	6.019	6.215	6.351	6.410
20	5.618	5.907	6.163	6.350	6.430
25	5.391	5.744	6.065	6.295	6.394
30	5.118	5.534	5.912	6.192	6.312
35	4.801	5.273	5.708	6.034	6.175
40	4.444	4.971	5.456	5.826	5.989
45	4.045	4.620	5.156	5.564	5.750
50	3.614	4.226	4.805	5.256	5.458
55	3.143	3.792	4.410	4.895	5.115
60	2.619	3.311	3.971	4.471	4.698
65	2.093	2.771	3.467	3.981	4.209
70	1.548	2.210	2.897	3.385	3.592
75	1.008	1.634	2.225	2.526	2.634
80	0.511	1.048	1.327	1.362	1.379
85	0.098	0.383	0.387	0.358	0.353
90	0.001	0.035	0.067	0.082	0.087



\*\*\*\*\* End of Page \*\*\*\*\*

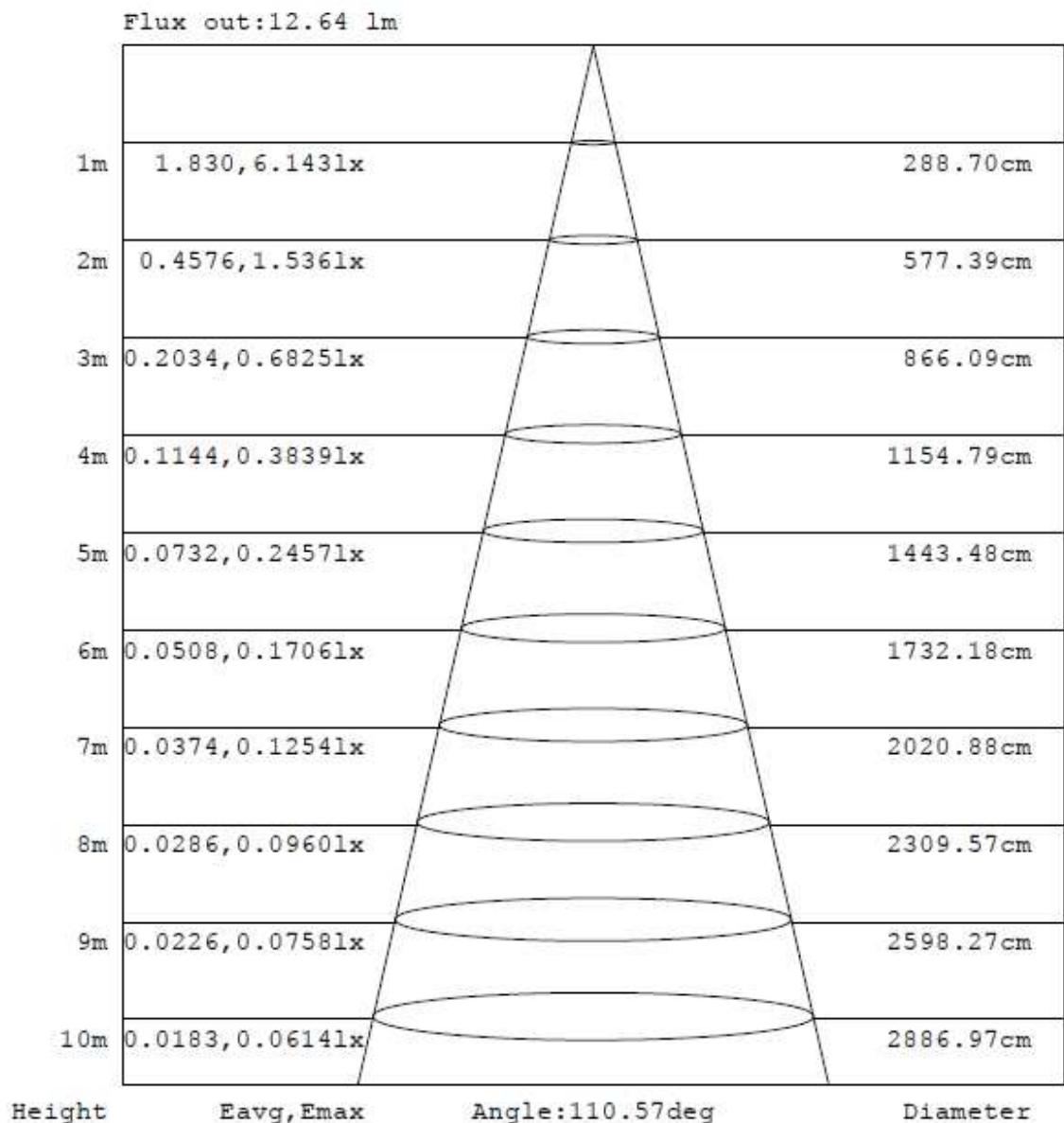
RESULTS OF TESTS (cont'd)

**Test Condition: 15V 60Hz for SL09**

Illumination Plots

Model No.: SL09  
Mount Height: 10 m

Illuminance - Cone of Light



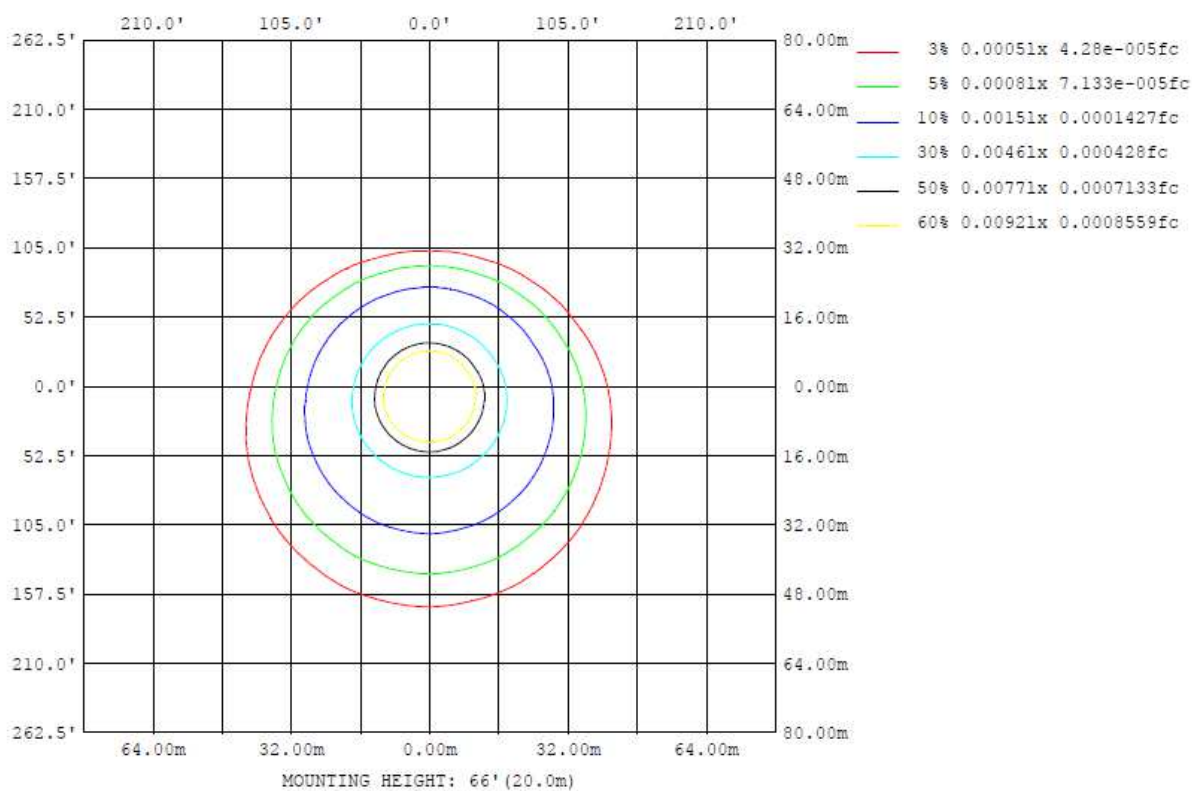
Note: The Curves indicate the illuminated area and the average illumination when the luminaire is at different distance.

\*\*\*\*\* End of Page \*\*\*\*\*

## RESULTS OF TESTS (cont'd)

**Test Condition: 15V 60Hz for SL09**

Model No.: SL09  
Mount Height: 20 m  
Isoillumination Plot



\*\*\*\*\* End of Page \*\*\*\*\*

## RESULTS OF TESTS (cont'd)

Test Condition: 15V 60Hz for SL09

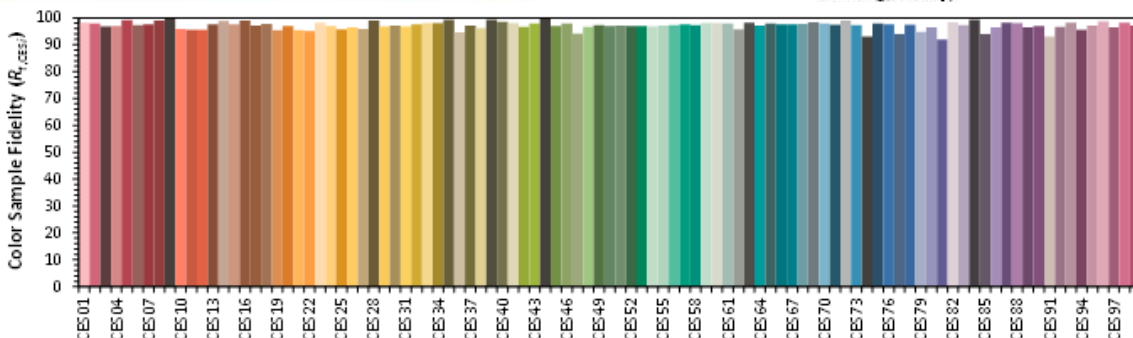
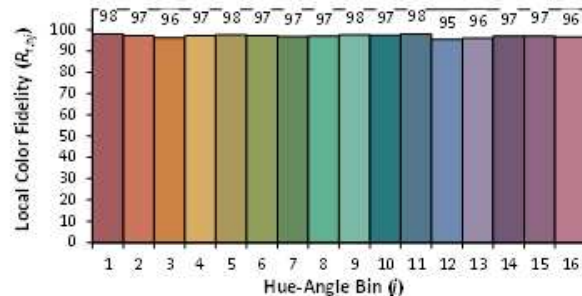
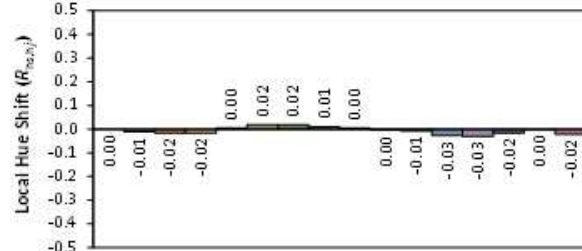
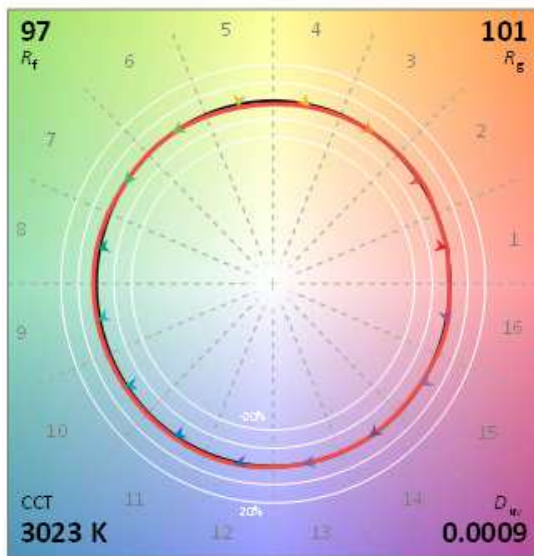
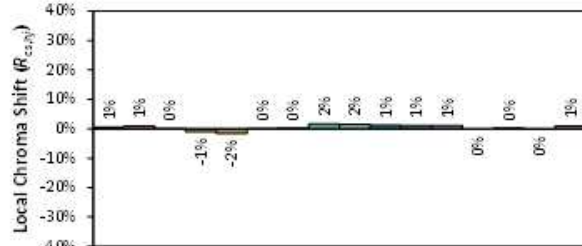
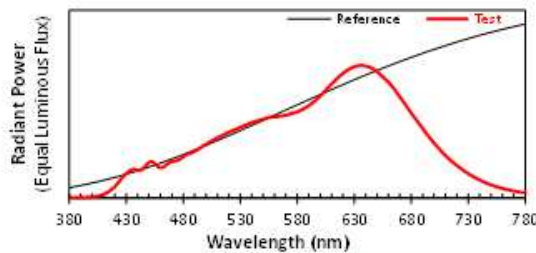
### ANSI/IES TM-30-18 Color Rendition Report

Source: LED

Manufacturer: STERLING LIGHTING LLC

Date: 4/17/2025

Model: SL09



Notes: This is a recommended method for displaying ANSI/IES TM-30-18 information.

x 0.4367

y 0.4063

u' 0.2494

v' 0.5222

CIE 13.3-1995  
(CRI)

R<sub>a</sub> 97

R<sub>s</sub> 97

\*\*\*\*\* End of Page \*\*\*\*\*



## RESULTS OF TESTS (cont'd)

### IN SITU TEMPERATURE MEASUREMENT TEST

#### **Test Results of LED chip temperature and current**

TMP led: BXEX-30H-11H-3A-00-0-0	
In-situ case temperature of LED source (°C)	Limit single led chip temperature(°C)
31.6	105
Measured Drive current for each LED package/array/module (mA)	Limit single led chip current (mA)
240	1000

Note: In-situ case temperature was corrected to ambient temperature at 25°C in above table.

\*\*\*\*\* End of Page \*\*\*\*\*

## RESULTS OF TESTS (cont'd)

### IN SITU TEMPERATURE MEASUREMENT TEST

#### Lumen Maintenance Life Projection (Cont'd) - led chip point 1

The Calculation is based on the Illumination Engineering Society's TM-21-11: Projecting Long Term Lumen Maintenance of LED Light Sources.

Table 1: Report at each LM-80 Test Condition			
Description of LED Light Source Tested (manufacturer, model, catalog number)		Manufacturer: Bridgelux Inc. Model: BXEX-30H-11H-3A-00-0-0 Report Number: R2XM200324050-10 Issued: Mar. 25, 2020	
Test Condition 1 - 55°C Case Temp		Test Condition 2 - 85°C Case Temp	
Sample size	25	Sample size	25
Number of failures	0	Number of failures	0
DUT drive current used in the test (mA)	1000	DUT drive current used in the test (mA)	1000
Test duration (hours)	10,000	Test duration (hours)	10,000
Test duration used for projection (hour to hour)	5,000 - 10,000	Test duration used for projection (hour to hour)	5,000 - 10,000
Tested case temperature (°C)	55	Tested case temperature (°C)	85
$\alpha$	1.581E-06	$\alpha$	2.091E-06
B	1.002	B	1.002
Reported L70(10k) (hours)	>60000	Reported L70(10k) (hours)	>60000

Table 2: Interpolation Report (projection based on <i>in-situ</i> temperature entered)	
$T_{s,1}$ (°C)	55.00
$T_{s,1}$ (K)	328.15
$\alpha_1$	1.581E-06
$B_1$	1.002
$T_{s,2}$ (°C)	-
$T_{s,2}$ (K)	-
$\alpha_2$	-
$B_2$	-
$E_d/k_b$	-
A	-
$B_0$	1.002
$T_{s,i}$ (°C)	31.60
$T_{s,i}$ (K)	304.75
$\alpha_i$	1.581E-06
Reported L70(10k) at 31.6°C (hours)	>60000

In-Situ Inputs	
Drive current for each LED package/array/module (mA):	240
<i>In-situ</i> case temperature ( $T_c$ , °C):	31.6
Percentage of initial lumens to project to (e.g. for $L_{70}$ , enter 70):	70
Results	
Time (t) at which to estimate lumen maintenance (hours):	50,000
Lumen maintenance at time (t) (%):	92.62%
Reported L70 (hours):	>60000

\*\*\*\*\* End of Page \*\*\*\*\*